

Scaled data based on original data using
LM-79-08 Approved Method: Electrical and Photometric Measurements of Solid-
State Lighting Products

Test Report Prepared for
Cooper Lighting Solutions
(formerly Eaton)

Brand: McGRAW-EDISON

Report Number: P385638

Luminaire Tested: **GWC-SA1B-722-U-T2-HSS**

Issue Date: 3/3/2020

Test Information

Test Method: LM-79-08
Report Number: P385638
TEST IS SCALED FROM IESNA LM-79-08 TEST DATA (G2-1903-205-13)
Test Lab: INNOVATION CENTER
Issue Date: 3/3/2020
Manufacturer: COOPER LIGHTING SOLUTIONS (FORMERLY EATON)
Product Line: MCGRAW-EDISON
Catalog Number: GWC-SA1B-722-U-T2-HSS
Description: GALLEON WALL LUMINAIRE
(1) 70 CRI, 2200K, 800mA LIGHTSQUARE WITH 16 LEDS AND TYPE II OPTICS WITH HOUSE SIDE SHIELD
Light Source: -
Ballast/Driver: ELECTRONIC DRIVER

Summary

Lumens per Lamp: N/A
Luminaire Lumens: 3192 lumens
Efficiency: N/A
Efficacy: 72.5 lumens/watt
Luminous Opening: Rectangular (W 0.5' x L: 0.5' x H: 0')
IES Classification: Type II - Medium
BUG Rating: B0 - U0 - G1

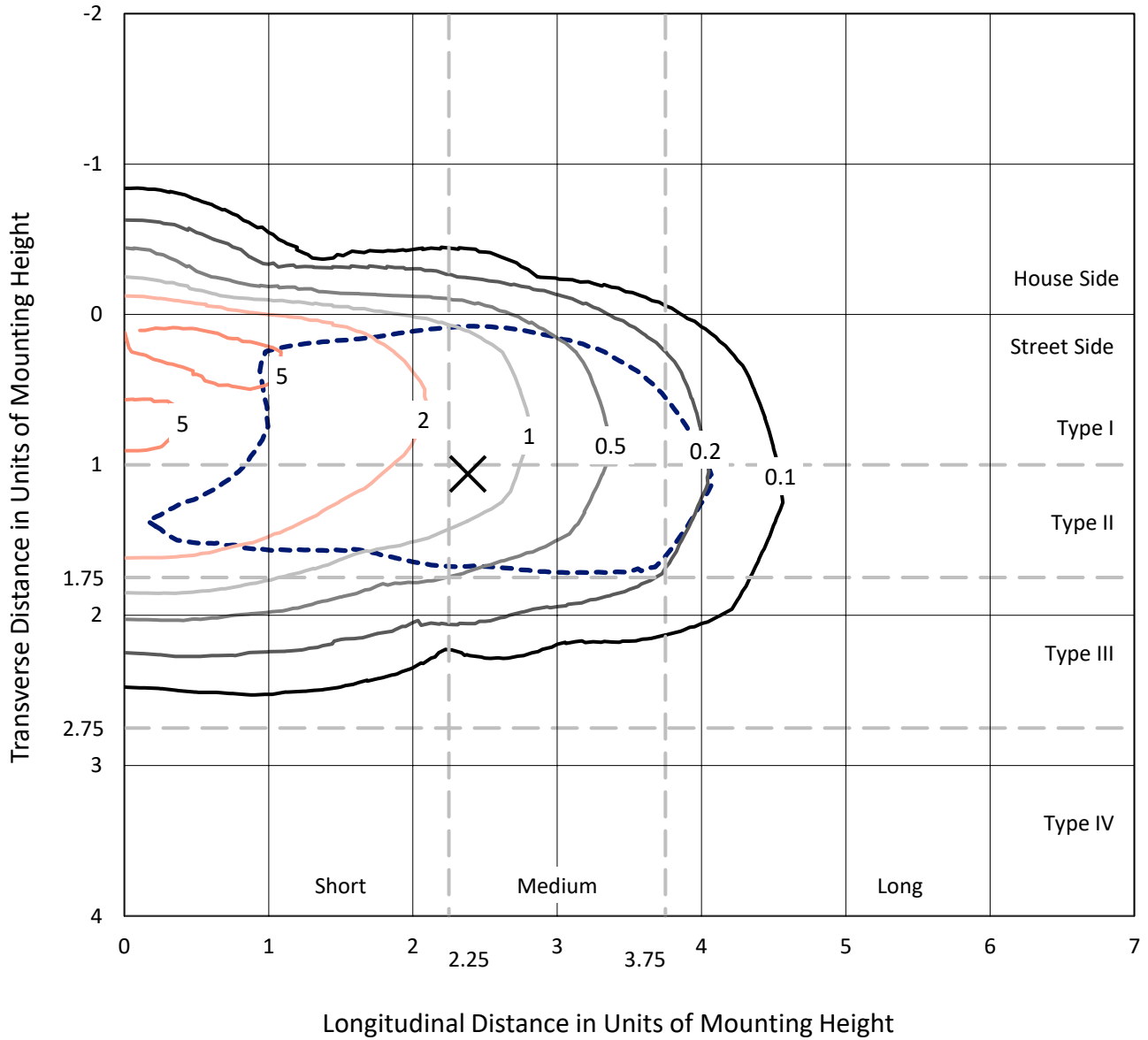
Input Watts (W): 44
Input Voltage (V): NR
Input Current (A_{in}): NR
Voltage Rise (V): NR
Power Factor: NR
Total Harmonic Distortion (THDi): NR
Frequency (hertz): 60
Stabilization Time: NR
Operation Time: NR
Ambient Temperature (°C): NR
Test Distance: 24 FT



REPORT NUMBER: P385638
 CATALOG NUMBER: GWC-SA1B-722-U-T2-HSS

Iso-Footcandle Lines of Horizontal Illumination

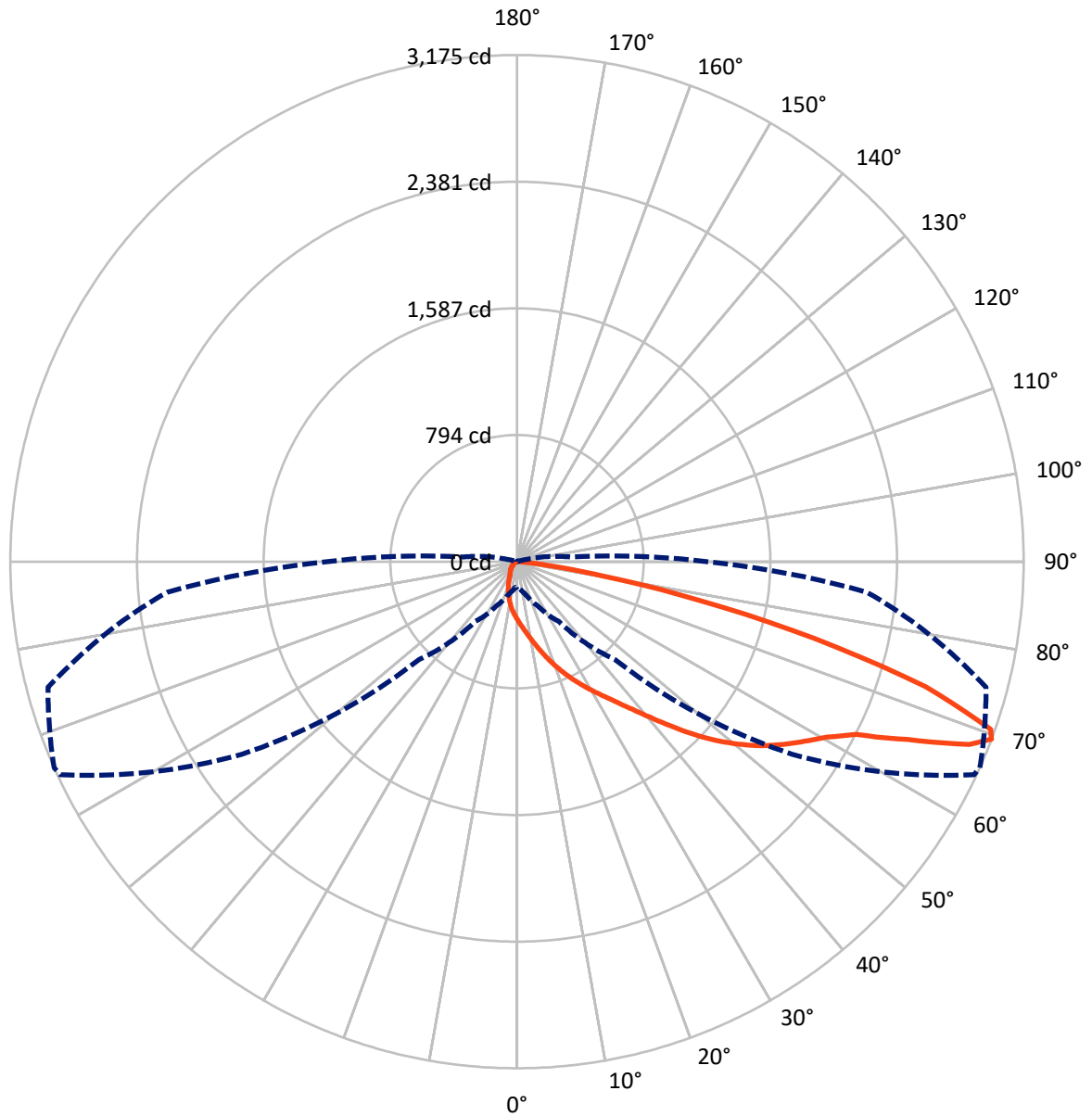
✕ Max cd
 - - - 1/2 Max cd



Based on 10 foot mounting height. Maximum calculated value = 6 fc
 Type II - Medium - N/A

REPORT NUMBER: P385638
CATALOG NUMBER: GWC-SA1B-722-U-T2-HSS

Luminous Intensity Polar Plot



— Vertical Plane Through 66-Deg Lateral - - - Horizontal Cone Through 69-Deg Vertical



REPORT NUMBER: P385638

CATALOG NUMBER: GWC-SA1B-722-U-T2-HSS

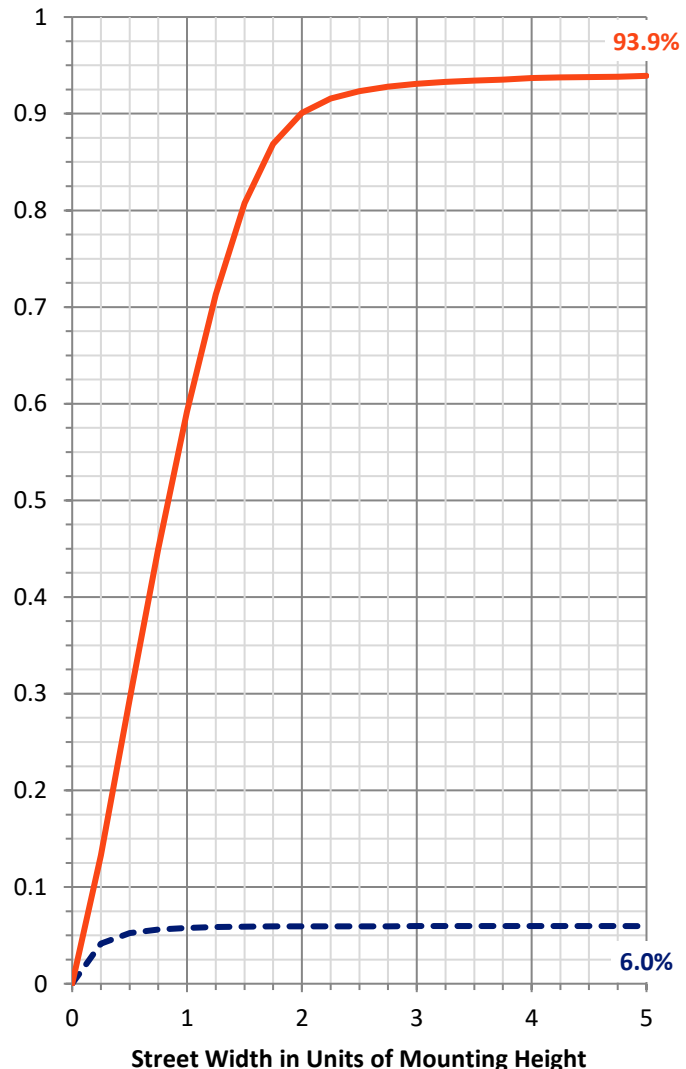
FLUX DISTRIBUTION:

		Downward	Upward	Total
House Side	Lumens	191.5	0.0	191.5
	% Fixture	6.0	0.0	6.0
Street Side	Lumens	3000.5	0.0	3000.5
	% Fixture	94.0	0.0	94.0
Total	Lumens	3192.0	0.0	3192.0
	% Fixture	100.0	0.0	100.0

Coefficient of Utilization

ZONAL LUMENS:

Zone	Lumens	% Fixture
0°-10°	35.1	1.1
10°-20°	104.5	3.3
20°-30°	182.0	5.7
30°-40°	319.3	10.0
40°-50°	534.4	16.7
50°-60°	785.6	24.6
60°-70°	806.6	25.3
70°-80°	398.2	12.5
80°-90°	26.3	0.8
90°-100°	0.0	0.0
100°-110°	0.0	0.0
110°-120°	0.0	0.0
120°-130°	0.0	0.0
130°-140°	0.0	0.0
140°-150°	0.0	0.0
150°-160°	0.0	0.0
160°-170°	0.0	0.0
170°-180°	0.0	0.0
0°-90°	3192.0	100.0
0°-180°	3192.0	100.0



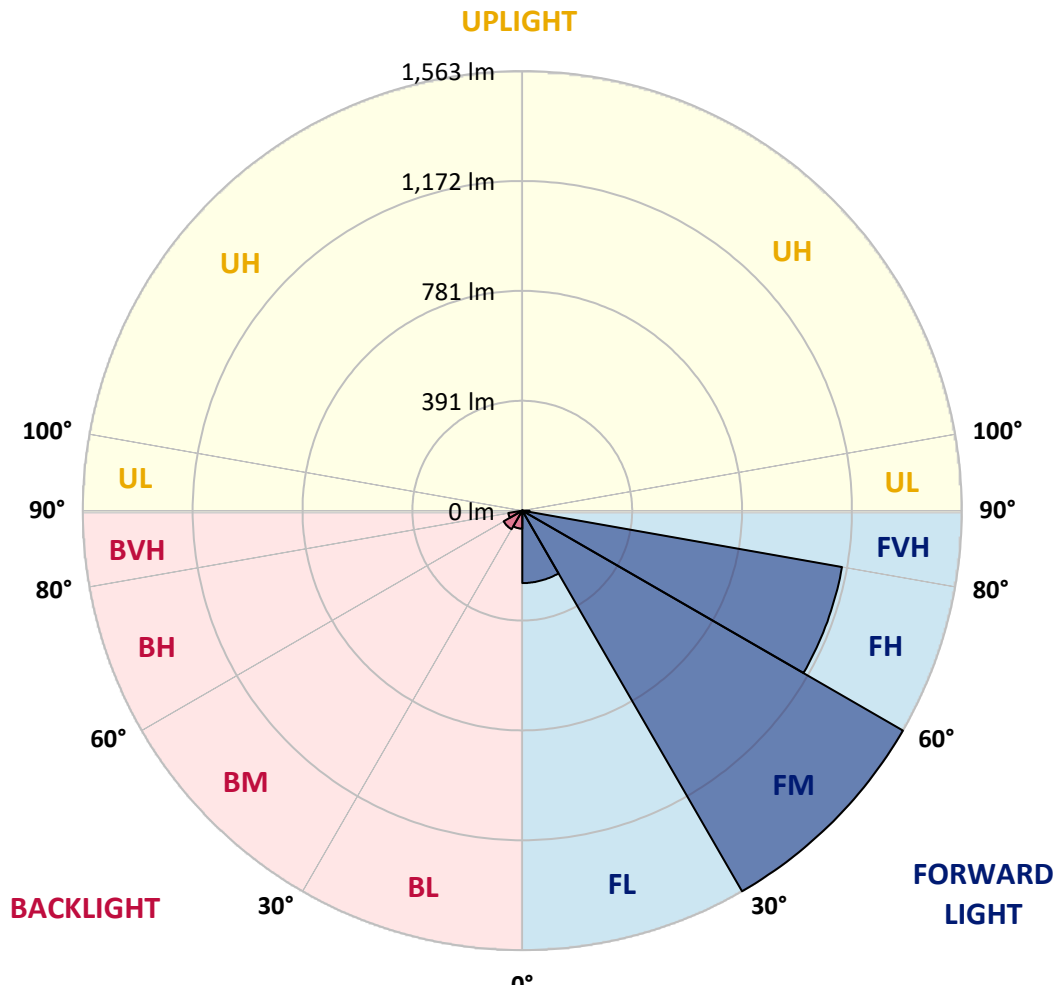
REPORT NUMBER: P385638

CATALOG NUMBER: GWC-SA1B-722-U-T2-HSS

LUMINAIRE CLASSIFICATION SYSTEM LUMEN TABLE AND BUG RATING:

Zone	Lumens	% Fixture	Zone Rating/Lumen Limit		
			B	U	G
FL (0°-30°)	257.6	8.1			
FM (30°-60°)	1563.0	49.0			
FH (60°-80°)	1154.3	36.2			G1/1800
FVH (80°-90°)	25.7	0.8			G1/100
BL (0°-30°)	64.0	2.0	B0/110		
BM (30°-60°)	76.3	2.4	B0/220		
BH (60°-80°)	50.5	1.6	B0/110		G0/110
BVH (80°-90°)	0.6	0.0			G0/10
UL (90°-100°)	0.0	0.0		U0/0	
UH (100°-180°)	0.0	0.0		U0/0	

BUG Rating: B0-U0-G1
 Type II Medium





REPORT NUMBER: P385638
 CATALOG NUMBER: GWC-SA1B-722-U-T2-HSS

CANDELA DISTRIBUTION (FULL):

	0°	5°	15°	25°	35°	45°	55°	65°	66°	75°	85°
0°	363.3	363.3	363.3	363.3	363.3	363.3	363.3	363.3	363.3	363.3	363.3
2.5°	427.5	425.7	425.0	421.6	415.9	411.5	403.0	393.1	391.3	381.8	370.1
5°	483.0	481.5	480.5	475.8	469.8	458.8	443.3	425.0	421.5	403.3	379.9
7.5°	521.7	524.4	524.4	521.4	514.0	505.6	486.7	461.7	457.3	429.4	393.1
10°	544.3	547.6	550.2	552.8	551.7	548.4	530.5	502.3	497.0	460.0	408.4
12.5°	546.4	549.7	557.0	567.8	578.2	585.8	574.6	547.3	541.3	495.5	426.6
15°	534.6	538.1	549.3	570.2	595.5	617.7	621.3	597.2	591.0	537.8	449.4
17.5°	514.0	516.2	532.3	561.3	601.0	641.6	663.6	650.7	645.0	586.1	474.7
20°	498.6	500.3	514.4	545.5	597.7	656.6	703.6	707.6	701.5	638.0	502.1
22.5°	524.9	527.9	528.4	543.1	588.6	664.1	738.8	763.5	759.0	693.0	529.1
25°	596.6	600.1	588.6	579.5	596.3	667.4	769.0	820.8	817.2	752.3	556.3
27.5°	691.3	695.0	680.1	653.0	636.8	680.0	795.8	879.0	878.9	815.1	585.5
30°	784.4	788.1	772.9	745.8	708.5	715.6	819.0	940.0	940.9	879.8	616.6
32.5°	882.1	886.6	871.0	836.1	797.2	777.2	851.6	1001.2	1006.4	954.8	651.6
35°	993.1	993.7	971.7	935.1	890.3	859.5	903.9	1069.9	1082.2	1047.8	696.0
37.5°	1101.9	1106.3	1088.3	1030.7	989.4	954.5	981.7	1155.7	1173.2	1161.3	754.1
40°	1182.6	1191.8	1189.2	1127.1	1088.0	1063.1	1078.3	1257.8	1279.9	1293.5	827.3
42.5°	1233.2	1240.2	1252.0	1214.6	1179.1	1183.2	1192.3	1376.6	1403.9	1444.2	911.5
45°	1291.3	1294.6	1304.5	1287.9	1264.0	1305.2	1313.3	1510.5	1539.2	1606.3	1004.9
47.5°	1362.2	1370.1	1372.8	1357.7	1346.8	1413.2	1429.8	1632.2	1672.4	1779.9	1103.7
50°	1452.6	1454.7	1459.4	1449.6	1438.6	1506.0	1534.5	1760.1	1796.6	1954.1	1201.2
52.5°	1541.0	1548.6	1564.9	1558.7	1554.3	1584.9	1627.7	1875.3	1916.1	2099.4	1298.5
55°	1566.4	1573.0	1629.5	1668.2	1704.0	1682.3	1716.8	1978.5	2022.6	2229.1	1392.2
57.5°	1464.7	1477.9	1575.8	1676.5	1824.9	1833.6	1839.3	2084.5	2124.1	2328.6	1489.7
60°	1207.6	1210.2	1370.9	1543.6	1804.9	1965.6	2018.2	2198.4	2231.6	2421.2	1606.5
62.5°	768.1	794.3	970.6	1214.4	1593.3	1946.5	2234.6	2370.6	2382.7	2532.4	1773.8
65°	365.8	382.8	509.9	750.3	1154.1	1702.0	2383.9	2682.1	2687.6	2752.6	1997.5
67.5°	202.6	210.7	271.2	403.9	674.7	1203.6	2323.6	3051.2	3056.3	2977.6	2193.7
69°	158.4	165.4	213.0	304.4	457.4	865.1	2102.7	3159.3	3174.6	3042.1	2200.6
70°	134.5	141.3	183.4	257.1	367.8	668.5	1871.6	3132.4	3148.7	3036.0	2148.6
72.5°	82.3	86.3	122.2	181.0	246.5	336.3	1154.2	2649.1	2676.5	2784.9	1846.6
75°	55.5	57.6	76.4	124.9	176.3	173.1	599.6	1867.2	1926.7	2166.4	1363.9
77.5°	39.7	41.7	51.2	80.8	123.6	114.3	271.5	1160.4	1173.2	1299.3	743.8
80°	22.6	24.4	36.2	48.1	83.8	76.3	107.9	554.3	560.7	557.2	248.3
82.5°	11.8	13.3	19.9	31.7	53.8	49.9	44.9	185.6	186.5	155.1	54.4
85°	2.3	2.7	9.9	21.7	27.7	21.7	18.3	43.5	44.4	39.3	13.5
87.5°	0.0	0.2	3.9	4.9	5.5	5.6	5.9	8.5	9.1	12.3	3.6
90°	0.0	0.0	0.0	0.0	0.0	0.0	0.0	0.0	0.0	0.0	0.0



REPORT NUMBER: P385638
 CATALOG NUMBER: GWC-SA1B-722-U-T2-HSS

CANDELA DISTRIBUTION (continued):

	90°	95°	105°	115°	125°	135°	145°	155°	165°	175°	180°
0°	363.3	363.3	363.3	363.3	363.3	363.3	363.3	363.3	363.3	363.3	363.3
2.5°	364.9	359.5	349.0	336.9	327.5	318.2	311.0	303.4	300.6	299.3	299.1
5°	368.6	357.0	334.9	312.2	293.5	275.9	263.3	251.4	245.8	243.2	242.1
7.5°	374.6	356.1	320.5	285.8	259.0	237.0	219.5	206.5	200.0	197.2	196.2
10°	381.8	354.9	303.7	257.9	223.6	200.9	183.6	170.7	163.6	160.6	159.0
12.5°	390.1	352.8	284.3	229.7	193.5	170.7	149.8	133.9	125.7	122.2	120.5
15°	400.4	350.7	264.0	203.2	166.9	139.2	116.3	105.5	103.9	103.2	103.4
17.5°	410.6	347.3	241.8	176.9	139.0	108.7	97.0	96.4	96.7	96.7	96.7
20°	419.7	339.8	217.7	154.5	112.5	91.7	89.3	88.2	87.5	86.9	86.1
22.5°	426.8	329.6	194.5	132.2	91.9	84.0	80.2	76.9	74.1	72.3	71.4
25°	431.6	316.1	173.3	110.8	82.6	76.4	69.6	64.0	59.7	57.2	56.1
27.5°	435.3	301.6	154.3	92.8	76.3	67.6	58.7	52.0	47.6	45.3	44.4
30°	437.9	285.0	137.7	81.6	69.1	58.4	48.8	42.3	39.1	37.9	37.3
32.5°	440.3	266.7	121.9	76.3	62.5	49.9	40.9	35.9	34.0	32.4	32.0
35°	446.3	249.7	106.9	70.7	55.6	42.6	35.2	31.5	29.6	28.7	28.4
37.5°	460.7	237.1	92.5	64.9	48.8	36.8	30.8	28.2	26.4	25.5	25.2
40°	483.9	230.8	80.4	58.7	42.1	32.4	27.9	25.5	23.5	22.1	21.8
42.5°	518.1	231.7	71.9	52.5	36.8	29.0	25.2	22.3	20.2	19.0	18.6
45°	559.4	238.3	66.0	46.4	32.4	26.2	22.1	19.1	17.1	16.1	15.8
47.5°	604.3	249.1	61.1	40.9	29.0	23.7	19.1	15.9	14.3	13.3	13.2
50°	651.6	259.6	56.1	35.6	25.9	21.1	16.1	13.2	11.8	11.1	10.8
52.5°	699.5	271.7	51.5	30.8	23.3	18.0	13.3	10.8	9.7	9.1	8.8
55°	751.1	280.8	47.2	27.0	20.8	15.3	11.1	8.9	8.0	7.3	7.1
57.5°	811.7	294.9	42.6	23.3	17.7	12.7	9.1	7.1	6.4	5.6	5.5
60°	893.6	311.4	37.8	20.6	14.6	10.5	7.4	5.8	4.9	4.2	4.1
62.5°	1001.5	329.8	31.7	18.0	11.8	8.5	5.9	4.5	3.5	2.7	2.7
65°	1138.4	359.6	25.9	15.2	9.7	7.0	4.5	3.3	2.0	1.2	1.2
67.5°	1218.3	364.8	20.9	12.4	7.9	5.9	3.8	2.3	0.6	0.2	0.0
69°	1192.7	334.9	17.7	10.6	6.8	5.6	3.5	1.7	0.3	0.0	0.0
70°	1144.5	306.3	15.6	9.4	6.2	5.3	3.3	1.2	0.3	0.0	0.0
72.5°	945.7	218.0	11.8	7.0	4.5	4.7	3.0	0.8	0.3	0.0	0.0
75°	688.9	132.5	8.5	4.9	2.9	3.5	2.1	0.3	0.2	0.0	0.0
77.5°	383.3	62.5	5.3	2.7	1.8	2.1	1.1	0.0	0.0	0.0	0.0
80°	124.5	17.0	2.4	1.5	1.1	1.2	0.5	0.0	0.0	0.0	0.0
82.5°	23.0	4.9	1.4	0.8	0.3	0.3	0.0	0.0	0.0	0.0	0.0
85°	5.0	2.0	0.8	0.3	0.0	0.0	0.0	0.0	0.0	0.0	0.0
87.5°	1.7	0.6	0.2	0.0	0.0	0.0	0.0	0.0	0.0	0.0	0.0
90°	0.0	0.0	0.0	0.0	0.0	0.0	0.0	0.0	0.0	0.0	0.0

Signify Classified - Internal
Cooper Lighting Solutions Photometric Lab
1121 Highway 74 South
Peachtree City, GA 30269

Scaled Data Report



Report Generated By 670245982

Signify Classified - Internal
Cooper Lighting Solutions Photometric Lab
1121 Highway 74 South
Peachtree City, GA 30269

Scaled Data Report



Signify Classified - Internal
Cooper Lighting Solutions Photometric Lab
1121 Highway 74 South
Peachtree City, GA 30269

Scaled Data Report



Signify Classified - Internal
Cooper Lighting Solutions Photometric Lab
1121 Highway 74 South
Peachtree City, GA 30269

Scaled Data Report



Signify Classified - Internal
Cooper Lighting Solutions Photometric Lab
1121 Highway 74 South
Peachtree City, GA 30269

Scaled Data Report



--- HS — SS

Signify Classified - Internal
Cooper Lighting Solutions Photometric Lab
1121 Highway 74 South
Peachtree City, GA 30269

Scaled Data Report



u

Signify Classified - Internal
Cooper Lighting Solutions Photometric Lab
1121 Highway 74 South
Peachtree City, GA 30269

Scaled Data Report



Signify Classified - Internal
Cooper Lighting Solutions Photometric Lab
1121 Highway 74 South
Peachtree City, GA 30269

Scaled Data Report



(END OF REPORT)